


NITTO

DOUBLE-COATED ADHESIVE TAPE



NO. 535A



**FOR MOUNTING
PLASTIC PRINTING PLATES**

**Two Distinct Adhesive Surfaces, Providing High Adhesion
& Easy Plate Registration.**

For Mounting Plastic
Printing Plates Used in
Business Forms, Short Run
Pieces, Books and Newspapers.



 **NITTO**



NITTO Double-Coated Adhesive Tape No.535A

Features

- One side has strong adhesion, while the other side has an adhesion for the purpose of smooth removal and repositioning of the plastic printing plate. Additionally, it allows replacement of the printing plate three or four times.
- Keeps the printing plate in place during long run printing operations due to excellent heat resistance.
- Maintains positive bond during wash-out process due to high solvent resistance.
- Transparent polyester film backing assures accurate positioning and smooth removal without break.
- Thickness accuracy as high as 1/100mm (0.4 mil) assures excellent printing finish.

Applications

- Mounting plastic printing plates to rotary press cylinder or printing table.
- Bonding plastic printing plates to the fitting saddle in wash-out process.

Standard Size

Tape thickness	mm (mil)	0.12 ± 0.01	(4.7 ± 0.4)
Liner thickness	mm (mil)	0.065	(2.6)
Width	mm (ins.)	50, 75, 100, 150, 200	(2, 3, 4, 6, 8)
Length	m (yds.)	30	(33)

Adhesive Strength*

Unit: g/20mm wide (oz./in. wide)


Substrate	Chrome Plated Surface	Polyethylene	Aluminum
High Adhesive Face	710 (31.8)	1100 (49.3)	980 (43.9)
Low Adhesive Face	280 (12.5)	550 (24.6)	350 (15.7)

* Tested in accordance with 180° peeling method at a rate of 300 mm/min (12"/min). Values listed are typical test results, not guaranteed values.


Note

1. No. 535A is designed for mounting plastic printing plates. For mounting metal or rubber plates, NITTO No. 511 or 513 is suggested.
2. Apply the high adhesive face to the cylinder (or printing table) and the low adhesive face to the plastic printing plate.
3. Apply No. 535A to the whole plate back. Partial application adversely effects finished result.

Directions for Application



1. Make sure the application surface is free from oil and moisture. Apply high adhesive face to the cylinder or printing table. Make sure there are no wrinkles or air bubbles.



2. Remove the liner and mount the plastic printing plate using manual pressure to the cylinder. If misapplied, this tape has repositioning capability.

NITTO DENKO

For further information, please contact:

NITTO DENKO CORPORATION

Tokyo Sales Branch: 3rd Fl., Mori Bldg. - 31, 5-7-2, Kojimachi, Chiyoda-ku, Tokyo 102, Japan
TEL: 3-222-4502 TLX: 2222946 FAX: 3-264-5260

Nagoya Sales Branch: 8th Fl., Meiko Bldg., 1-17-13, Nishiki, Naka-ku, Nagoya 460, Japan
TEL: 52-221-7811 FAX: 52-231-0237

Osaka Sales Branch: 5th Fl., Sankai Bldg., 2-4-9, Umeda, Kita-ku, Osaka 530, Japan
TEL: 6-342-5721 TLX: 5234389 FAX: 6-347-0532

Seoul Branch: Kukje Center Bldg, 11th Fl., Room No. 1102, #191, 2-Ka, Han Kang-Ro, Yong San-Ku
Seoul, Korea TEL: 2-796-9995-6 FAX: 2-796-9997

Beijing Office: Room 0422 (Kun Lun Hotel), No.2 South Rd., Xinyuan, Chaoyang District, Beijing, China
TEL: 1-5003388 (ext. no 0422) TLX: 210327 FAX: 1-5005819

Shanghai Office: Room No.1008, Shanghai Union Bldg., 100 Yan'an Donglu, Shanghai, China
TEL: 21-231420, 265788 TLX: 85-33513

NITTO DENKO AMERICA, INC.

San Francisco Headquarters
55 Nicholson Lane, San Jose, CA 95134, U.S.A. TEL: 408-432-5400 TLX 17-2540 FAX: 408-432-5480

Phoenix Office
1660 South Alma-School Rd., Suite 205, Mesa, AZ 85210, U.S.A. TEL: 602-892-5558

PERMACEL

U.S. Highway #1, P O Box 671, New Brunswick, NJ 08903, U.S.A.
TEL: 201-418-2400 TLX: 23-6858014 FAX: 201-418-2474

Detroit Office
27260 Haggerty Rd., Suite A-19, Farmington Hills, MI 48018, U.S.A. TEL: 313-489-0766-8 FAX: 313-489-0769

HYDRANAUTICS

8444 Miralani Dr., San Diego, CA 92126, U.S.A.
TEL: 619-536-2500 TLX 6839443 HYDRA UW FAX: 619-536-2578

NITTO DENKO TECHNICAL CORPORATION

65 Nicholson Lane, San Jose, CA 95134, U.S.A. TEL: 408-954-8994 FAX: 408-954-1820

GRAPHIC TECHNOLOGY, INC.

14824 West 117th St., Olathe, KS 66062-9304, U.S.A. TEL: 913-829-8000 FAX: 913-829-1462

NITTO BELGIUM N.V.

Eikelaarstraat 22, 3600 Genk, Belgium TEL: 11-360111 TLX: 46-39553 FAX: 11-362242

NITTO U.K. LIMITED

Unit 2, Berkshire Business Centre, Berkshire Dr., Thatcham, Berkshire, U.K.
TEL: 635-72172 TLX: 849622 FAX: 635-72332

NITTO DEUTSCHLAND GmbH

Am Sandbach 32, 4030 Ratingen, W. Germany TEL: 2102-471001 TLX: 41-8585290 FAX: 2102-418656

NITTO FRANCE S.A.R.L.

7, Blvd. Ney, 75018 Paris, France TEL: 1-4238-8286 TLX: 42-212665 FAX: 1-4201-4076

NITTO SCANDINAVIA AB

Hajjesvagen 9, S-437 36 Lindome, Sweden TEL: 31-993010 TLX: 54-21297 FAX: 31-994444

NITTO DENKO (HK) CO., LTD.

Suites 506-9, 5th Fl., Sun Plaza, 28 Canton Rd., Tsimshatsui, Kowloon, Hong Kong
TEL: 7220087 TLX: 802-34329 FAX: 3118157

Manila Office

R.M. 808-810 Pacific Bank Bldg., 460, Quintin Paredes St., Binondo, Manila, Philippines
TEL: 2-499020 TLX: 75-27801 FAX: 2-492482

DAI SHI KOGYO CO., LTD.

4th Fl., No.124 Mitsu W. Rd., Taipei, Taiwan R.O.C. TEL: 2-592-6311 FAX: 2-592-6017

NITTO DENKO (SINGAPORE) PTE. LTD.

315 Outram Rd., #04-08, Tan Boon Liat Bldg., Singapore 0316
TEL: 2238277 TLX: 87-26710 FAX: 2238239

NITTO DENKO (MALAYSIA) SDN. BHD.

No.2, Pangsaran Budiman, Seksyen 23, 40000 Shah Alam, Selangor Darul Ehsan, Malaysia
TEL: 3-5417733 FAX: 3-5417858

NITTO DENKO ELECTRONICS (MALAYSIA) SDN. BHD.

No.2, Pangsaran Budiman, Seksyen 23, 40000 Shah Alam, Selangor Darul Ehsan, Malaysia
TEL: 3-5417733 FAX: 3-5417858

NITTO DENKO (AUSTRALIA) PTY. LTD.

Unit D, 15 Rodborough Rd., Frenchs Forest, N.S.W. 2086, Australia TEL: 2-451-7200 FAX: 2-451-2177

NITTO DENKO (TAIWAN) CORPORATION

No.50, Chin 5th Rd., N.E.P.Z., Kaohsiung, Taiwan R.O.C. TEL: 7-361-1240 FAX: 7-363-1562